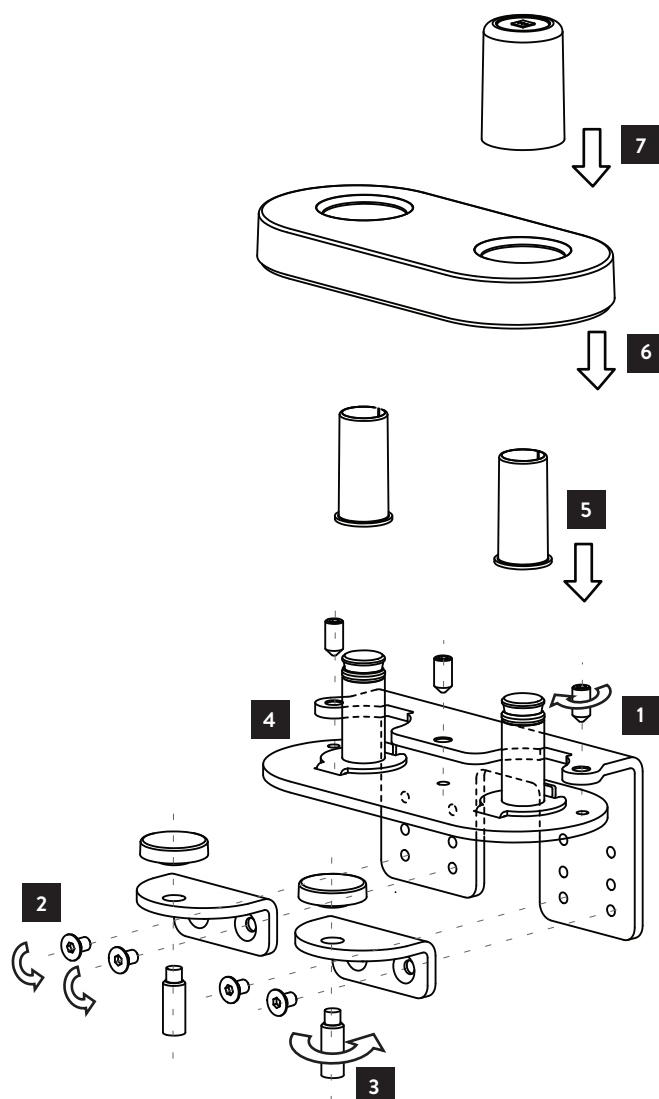


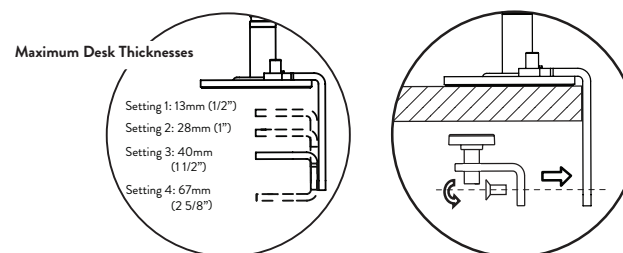


## Flo Dual Split Desk Clamp DYN/013/C38



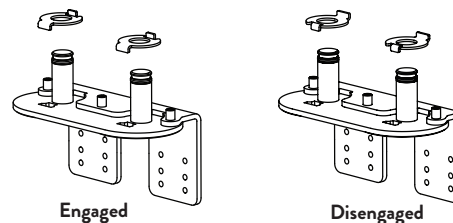
**1** Attach clamp and clamp base together using screws provided, then fix to desk surface

**2** Install bottom jaws in correct location using screws provided (for non-screened desks this can be pre-installed)



**3** Insert screws, place pads on top and tighten screws under work surface

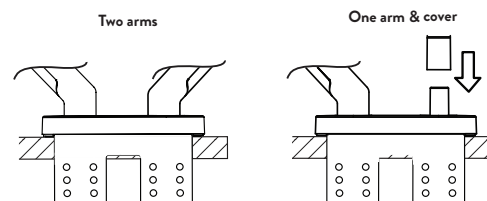
**4** Engage or disengage 180° stop as required (default is engaged position)



**5** Ensure the bushes are installed on clamp spigots

**6** Install cover onto clamp

**7** Mount arms onto clamp (if only one arm is required, place spigot cover over spare spigot for protection)



### ⚠ WARNING

- Do not use this product for any purpose other than that for which it was designed
- Ensure desk/work surface is suitable to take the weight of the arm/s and monitors
- Supported weight must not exceed the maximum load per arm
- Take care when installing as fingers could become trapped

### ⚠ MAINTENANCE AND INSPECTION

- Ensure all screws are tightened and occasionally adjust if needed
- Ensure arm is pushed fully down onto the clamp before installing the monitor(s)
- Clean with a damp cloth, NO solvents

### ⚠ DISCLAIMERS

- The use of power tools, lever bars or excessive force during the installation, or re-configuration of the product will invalidate your guarantee
- Failure to observe the recommendations in the use, and configuration of these products may affect your guarantee
- As a part of Colebrook Bosson Saunders ongoing product improvement programme the design of products may change without prior notice and details may vary from those illustrated

### PATENTS

Colebrook Bosson Saunders hold a number of patents and other intellectual property rights covering our products and processes. You can find patent information on our website at: [www.colebrookbossonsaunders.com/patents](http://www.colebrookbossonsaunders.com/patents)

Please consider leaving these instructions with the product if further installation may be required by others

DYN-013-C38-INST-C OCT2018

